

TASK 1 –Handout #5

PRACTICE: SORTING ONLINE COMMUNICATION TOOLS

Directions: Online communication tools can be organized into different categories. Which category best fits each of the online communication tools below?



Facebook




Twitter



Skype



iPhone Messages



Instagram



Pinterest



Tumblr

BLOG/TEXT	PHOTO SHARING	SOCIAL MEDIA	VIDEO CHAT

TASK 1 –Handout #5 (KEY)

PRACTICE: SORTING ONLINE COMMUNICATION TOOLS (ANSWER KEY)

Directions: Online communication tools can be organized into different categories. Which category best fits each of the online communication tools below?



Facebook




Twitter



Skype




iPhone Messages



Instagram



Pinterest



Tumblr

BLOG/TEXT	PHOTO SHARING	SOCIAL MEDIA	VIDEO CHAT
iPhone Messages	Instagram	Facebook	Skype
Tumblr	Pinterest	Twitter	

TASK 1 –Additional Resource

LAB ACTIVITY: INTERNET SCAVENGER HUNT

How can you connect with other people to communicate, collaborate and share information and resources? Explore the following websites to learn about the features of these online communication tools. *(Teachers: This term's folder, inside the EL Civics Shared Folder, contains "Related Websites" with live links to all websites referenced below. Good opportunity to teach students about using FAQs.)*

1. What is the maximum number of characters for a tweet on **Twitter**?
2. What do you call a grouping of pictures on **Pinterest**?
3. What are two of the five privacy setting options on **Facebook** posts?
4. How much does it cost to set up a blog using **Weebly** or **Tumblr**?
5. What are two reasons you might use **Adobe Connect**?
6. How old do you have to be to create an account on **Goodreads**?

TASK 2 – Handout #3 (continued)

INTRODUCTION: PARTS OF AN ONLINE MESSAGE (cont.)**EXAMPLE: BLOG (WEEBLY)**

Below is an actual blog posting from the ESL Department at Torrance Adult School. A blog is a quick and convenient way for the Resource Teacher to share information with the teachers and students in our ESL classes, plus receive feedback and answer questions through the comments.

The screenshot shows a Weebly blog post from the ESL Department at Torrance Adult School. The post is titled "Take an ESL Class in Your Pajamas!" and is dated 11/19/2013. It has 2 comments. The post content includes a flyer for "Advanced ESL Online" and a paragraph encouraging registration. The comments section shows a thread of discussion starting with a question from "Joe Student" and a reply from the "ESL Online Coordinator".

Annotations:

- Blog host:** Points to the top of the page, "ESL @ Torrance Adult School".
- Subject of most-recent posting:** Points to the title "Take an ESL Class in Your Pajamas!".
- Number of comments for this posting:** Points to "2 Comments".
- Content of comments (including a reply):** Points to the comments section.
- Thread of discussion:** Points to the entire comments section.
- Reply indented:** Points to the reply from the ESL Online Coordinator.

Blog Post Content:

Take an ESL Class in Your Pajamas!
11/19/2013

Advanced ESL Online
Learn English from the comfort of your home, even in your pajamas! **\$20**

Join our online advanced ESL class!

- Watch videos and practice reading, writing, listening, and speaking through interesting topics
- Work with the teacher and other students using online discussions and interactive chats
- Weekly online meetings to review your work and get answers to your questions

The campus orientation and registration are required for the first meeting.
Thursday, January 16, 2014 from 6pm to 8pm, Room 1
Torrance Adult Education Center - 2295 Washington Ave.
Interested?
Fill out the pre-registration form at:
www.tastusd.org/online.aspx

Comments

Joe Student 11/20/2013 15:53

I want to take this class. How do I register?

Reply

ESL Online Coordinator 01/16/2014 11:31

Online pre-registration is now closed. Please attend the Student Orientation and register there. Thank you and good luck in the class!

TASK 2 –Handout #4

PRACTICE: INTERPRET AN ONLINE MESSAGE (cont.)

Directions: Read the blog posting on page 11 and answer the questions below.

1. Who posted the original message? _____

2. What is the subject? _____

3. Does the subject accurately describe the content of the blog posting? Why or why not?

4. What is the tone of the message? Is it appropriate for the blog audience?

5. Who wrote a comment and who replied?
